

LDP-V (DV) Guidelines

Client-supplied ads will be expected to meet these standards:

- It is recommended that ads follow best design practices:
 - Lean design and essential information only.
 - Ads should emphasize client logo and central image.
 - Images 225 DPI or higher.
- Product does bleed.
- Job code on back panel.
- Keep coupons to 4 or less on a coupon only ad or 2 or less on a Deal Ribbon ad, to keep ad clean and lean.
- Ads are only permitted a single QR code. The QR code can be either a client supplied QR code no larger than 1 inch by 1 inch or a CLIPP supplied QR code which will direct to Clipp.com. If space allows, the QR code should be located above the coupons.
- Advertisers may opt out of adding a QR code, must be communicated in ad copy.

For more information or help, contact our Pre-Media Dept. at CLP-PreMedia@cmag.com

SPECIFICATIONS

FILE FORMAT

Accepted Applications:

****Preferred format**** Adobe Acrobat – High Quality PDF

Adobe InDesign

Adobe Illustrator

Adobe Photoshop

Sorry, we do not accept PowerPoint, Publisher, Excel, Corel Draw, Pages, or Multi-Ad Creator files unless exported as a pdf.

IMAGE RESOLUTION

Color Images – minimum 300 dpi at 100%

Continuous Tone or Grayscale – minimum 300 dpi

bitmapped tif files – min. 600 dpi / max. 1200 dpi

eps, tif or jpg – no compression

COLOR

All colors must be in CMYK mode (not RGB), with process separation on. Pantone and TruMatch colors should be converted.

DO NOT embed any color profiles.

When using black in large areas or with text over 12pt, please fill with C-30, M-20, Y-20, K-100.

Smaller black text should be C-0, M-0, Y-0, K-100.

Due to quality and print issues, we cannot accept the following:


- Low resolution images (under 300dpi).
- Images from social medi & websites, Please do not send these files.
Most pictures or graphics from social media and websites are low resolution for quicker loading speeds.
- Images formatted as: PICT, CT, DCS, RIFF, OPI, GIF, BMP, PCX, PNG, TARGA, IFF, PIXAR, WPX or Metafiles
- Spot, Pantone, TruMatch or RGB color modes.
- Styles applied to type in your application menu

For more information or help, contact our Pre-Media Dept. at CLP-PreMedia@cmag.com

SPECIALTY ITEMS

QR CODE

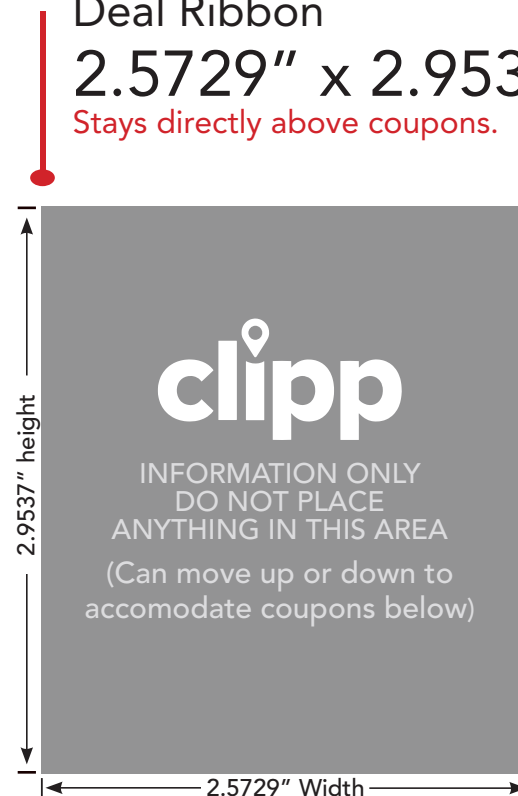
Should be placed near coupons
1.1875" Width 1.4208" Height
Should be place above coupons or
top right side of front page



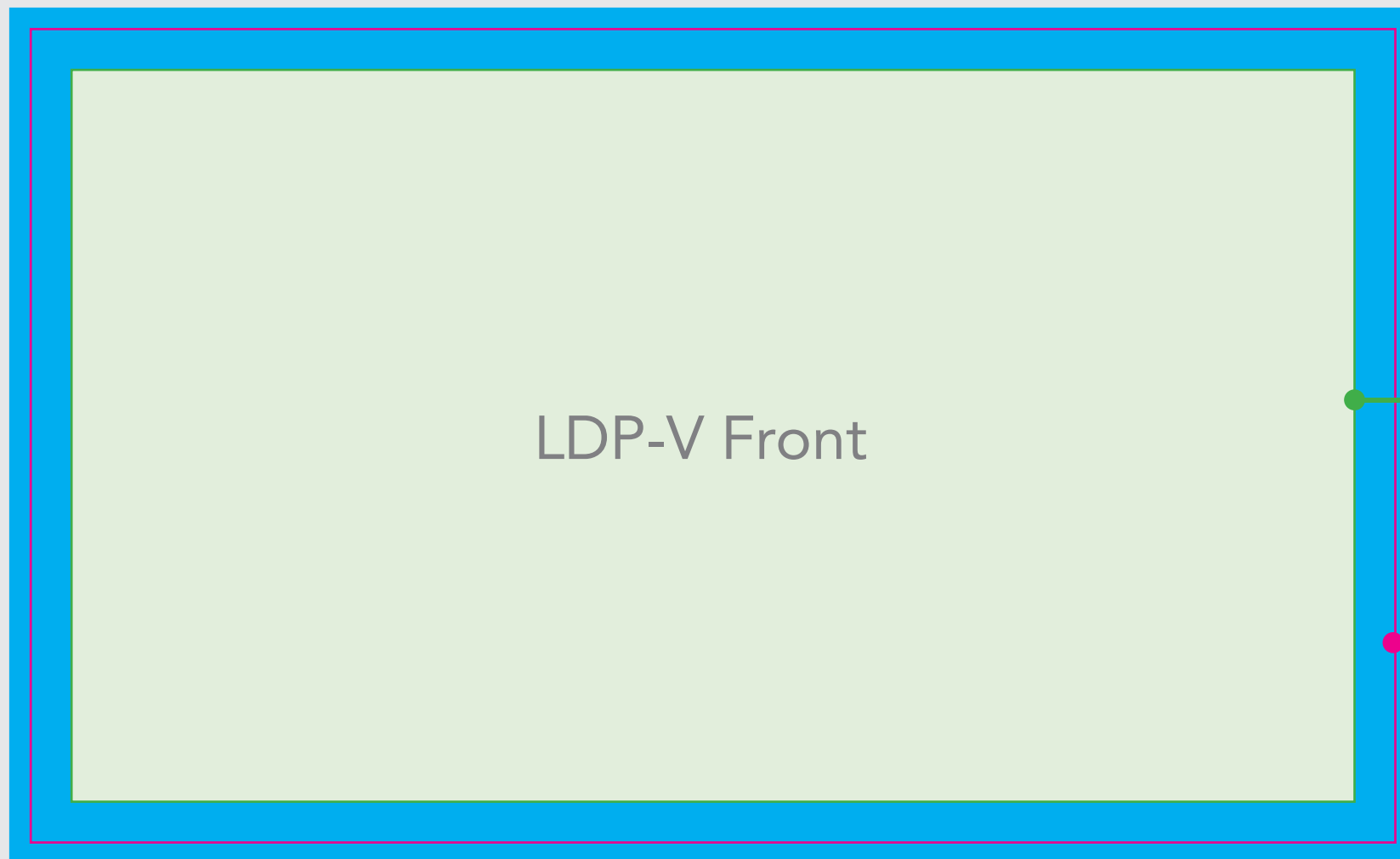
DEAL RIBBON

Do not place anything within this area
2.5729" Width 2.9537" Height
Should be place above coupons or
top right side of front page

Deal Ribbon
2.5729" x 2.9537"
Stays directly above coupons.



For more information or help, contact our Pre-Media Dept. at CLP-PreMedia@cmag.com



LDP-V Front

LDP-V - Valassis

FULL BLEED

8.625" x 5.25"

Be sure to extend all background colors, images and graphics to fill entire bleed area.

Type-Safe Area

7.875" x 4.5"

Position all vital text and design elements within the type-safe area. Any elements outside type-safe area may be cut off.

Trim Size

8.375" x 5"

Indicates approximate trim line on final piece

LDP-V Postcard

(Back With Bleed)

4.625" x 5.25"

Be sure to extend all background colors, images and graphics to fill entire bleed area.

Type-Safe Area

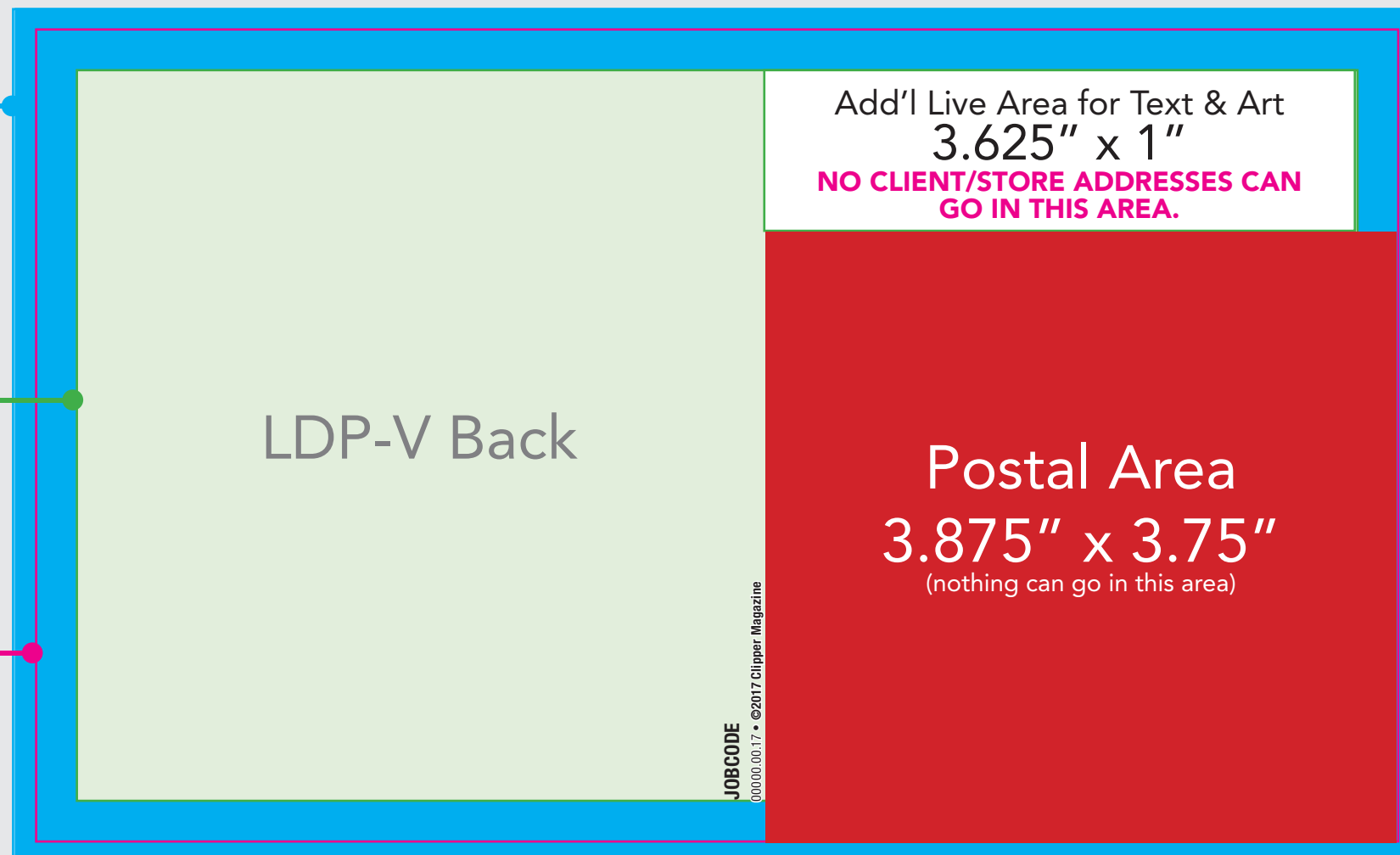
4.25" x 4.5"

Position all vital text and design elements within the type-safe area. Any elements outside type-safe area may be cut off.

Trim Size

8.375" x 5"

Indicates approximate trim line on final piece



LDP-V Back

Add'l Live Area for Text & Art

3.625" x 1"

NO CLIENT/STORE ADDRESSES CAN GO IN THIS AREA.

Postal Area

3.875" x 3.75"

(nothing can go in this area)

JOB CODE
00000.0017 • ©2017 Clipper Magazine